



GUJCOT TRADE ASSOCIATION

WEEKLY REPORT 04-Dec-2021

Market Movement from 29th Nov 2021 to 04th Dec 2021.

- NY futures declined sharply during the week. NY March lost 758 points with limit down on Tuesday and 200 points loss on Wednesday. Market worried about spread of new omicron variant Covid. some comment of fed chairman regarding tapering to control inflation and technical sell signal on chart has created panic. Reduction of open interest shows liquidation of funds by speculators.
- Export sales were excellent with 3,81,000 bales new sales which is almost double than last week. While shipment yet not doing well. Weekly shipment was just 73,700 bales.
- In India Shankar 6 rate also followed NY future and got back to near 64,000 Rs per candy. Despite very poor arrivals market followed the trend and sentiment was down ward.
- Rainfall was reported in some cotton growing areas. Due to firm sentiment of farmers and adverse weather, all India daily arrival was below 1,50,000 bales.
- Gujarat arrival was nearly 40,000 bales a day.
- Indian basis in positive territory, so new buying is on halt but basis players get good profit at this level and they are sellers in the market.
- Hope for better arrival with good weather in next week.



GUJCOT TRADE ASSOCIATION

WEEKLY REPORT 04-Dec-2021

Gujarat District wise Cotton Sowing

Gujarat Districtwise Cotton Sowing Till 11-October-2021			
Kutch	546	Saurashtra	15,603
Kutch	546	Surendranagar	3,347
		Rajkot	1,982
North Gujarat	1,948	Jamnagar	1,294
Banarsakantha	399	Porbandar	41
Patan	462	Junagadh	346
Mehsana	322	Amreli	3,019
Sabarkantha	423	Bhavnagar	2,227
Gandhinagar	204	Morbi	1,812
Aravali	138	Botad	1,382
		Gir Somnath	111
Middle Gujarat	2,959	Devbhumi Dwarka	42
Ahmedabad	975		
Anand	14	South Gujarat	1,484
Kheda	136	Surat	45
Panchmahal	126	Narmada	535
Dahod	3	Bharuch	796
Vadodara	749	Dang	0
Mahisagar	73	Navsari	0
Chota Udaipur	881	Valsad	0
		Tapi	109
TOTAL			22,540
TOTAL (Last Year)			22,792
All Figures in '00 Hectares			
Source :- Agriculture, Farmers Welfare and Co-operation Department Government of Gujarat			



GUJCOT TRADE ASSOCIATION

WEEKLY REPORT

04-Dec-2021

Global

US Weekly Export Sales

- Net UPLAND sales of 3,74,900 RB for 2021/2022 were up 90 percent from the previous week and up noticeably from the prior 4-week average.
- Increases primarily for Vietnam (147,100 RB, including 1,600 RB switched from China, 200 RB switched from Japan, and decreases of 200 RB), China (123,600 RB), Turkey (55,000 RB), Pakistan (36,600 RB), and South Korea (2,300 RB, including 1,800 RB switched from Vietnam), were offset by reductions for Malaysia (200 RB).
- Exports of UPLAND 71,400 RB were down 27 percent from the previous week and 29 percent from the prior 4-week average.
- The destinations were primarily to China (23,700 RB), Mexico (14,800 RB), Vietnam (9,000 RB), Turkey (6,000 RB), and Pakistan (5,800 RB).
- Net PIMA sales 6,400 RB a marketing year low were down 65 percent from the previous week and 67 percent from the prior 4-week average.
- Increases primarily for China (2,600 RB), Thailand (1,300 RB), India (1,000 RB), Vietnam (900 RB), and Egypt (400 RB), were offset by reductions for Bangladesh (900 RB).
- Exports of PIMA 2,300 RB were down 63 percent from the previous week and 69 percent from the prior 4-week average.
- The destinations were to India (1,000 RB), Turkey (400 RB), Pakistan (400 RB), Thailand (400 RB), and Peru (100 RB).

US Export Sales	25-Nov-2021
Marketing Year 2021-22	
Upland Gross Sales	3,76,500
Cancellation	1,700
Net Upland Sales	3,74,800
PIMA Gross Sales	7,300
Cancellation	900
Net PIMA Sales	6,400
Total Gross Sales	3,83,800
Total Cancellation	2,600
Total Net Sales	3,81,200
Shipments	
UPLAND	71,400
PIMA	2,300
Total Shipment	73,700
Marketing Year 2022-23	
Net Upland Sales	0
Net PIMA Sales	0
Total Net Sales	0
All Figures in US Running Bale	



GUJCOT TRADE ASSOCIATION

WEEKLY REPORT

04-Dec-2021

Gujarat Spot Rate Weekly Changes

Variety	Staple Length	Mic.	27-11-21	27-11-21	Change	Change (in Per.)
					W/W	W/W
Shankar 6	29 mm	3.8	65,250	64,450	-800	-1.24%
V-797	13 % Trash		36,900	36,100	-800	-2.22%
MCX Spot Rate			31,910	31,010	-900	-2.90%
USD-INR Exchange			74.87	75.16	0.29	0.39%

Average Rate of Last week

Variety	Staple Length	Mic.	Price Range		Average Of 6 Days
			Low	High	
Shankar 6	29	3.8	64,000	65,200	64,458
Shankar 6	28.5	3.7	No Quote	No Quote	No Quote
Shankar 6	28	3.6	No Quote	No Quote	No Quote
Shankar 6	27	3.2	No Quote	No Quote	No Quote
Shankar 6	26	3.0	No Quote	No Quote	No Quote
V-797	13% Trash		35,950	36,900	36,233
MCX Spot Rate			31,010	31,620	31,225
USD Exchange Rate			74.91	75.16	75.08

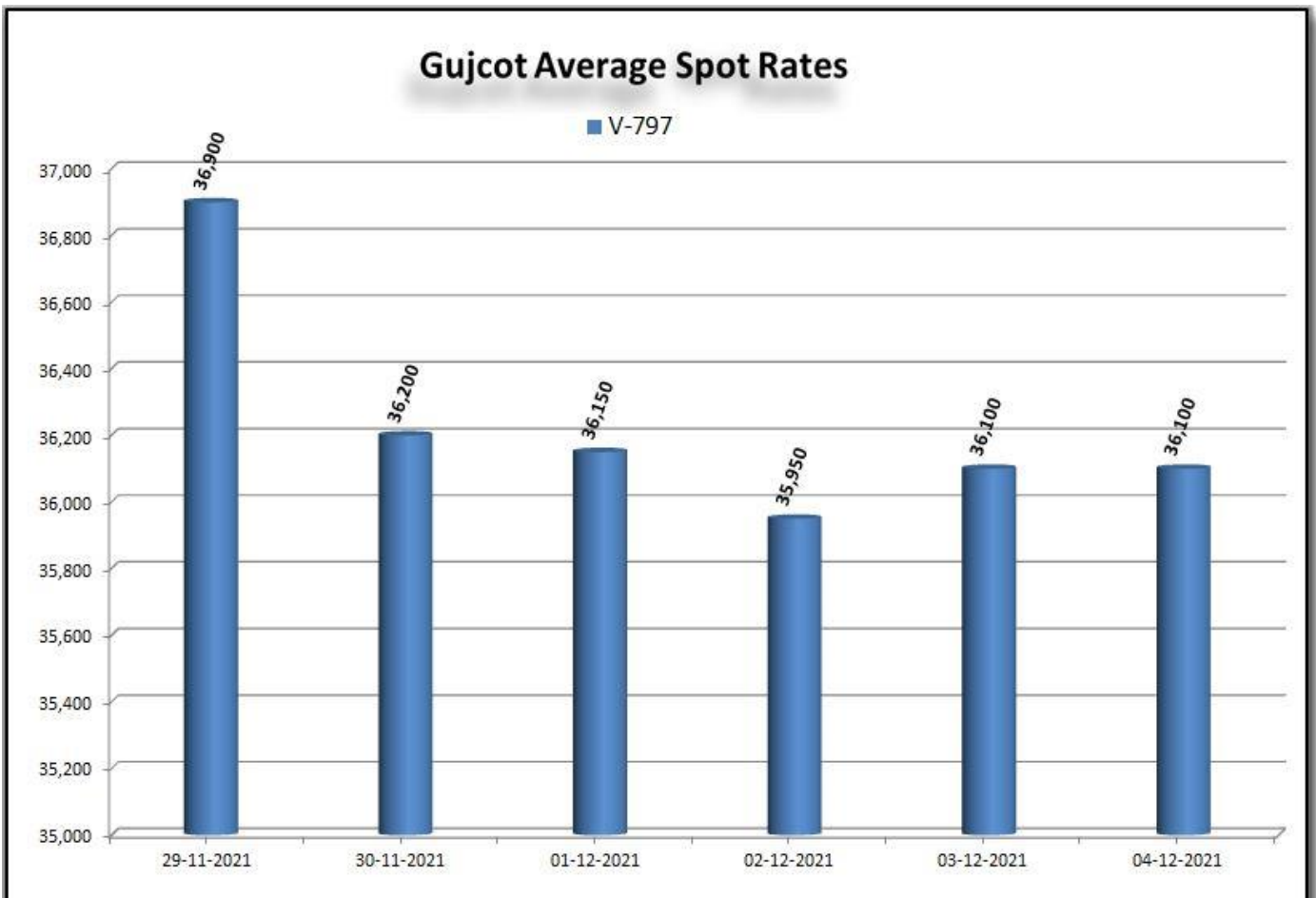
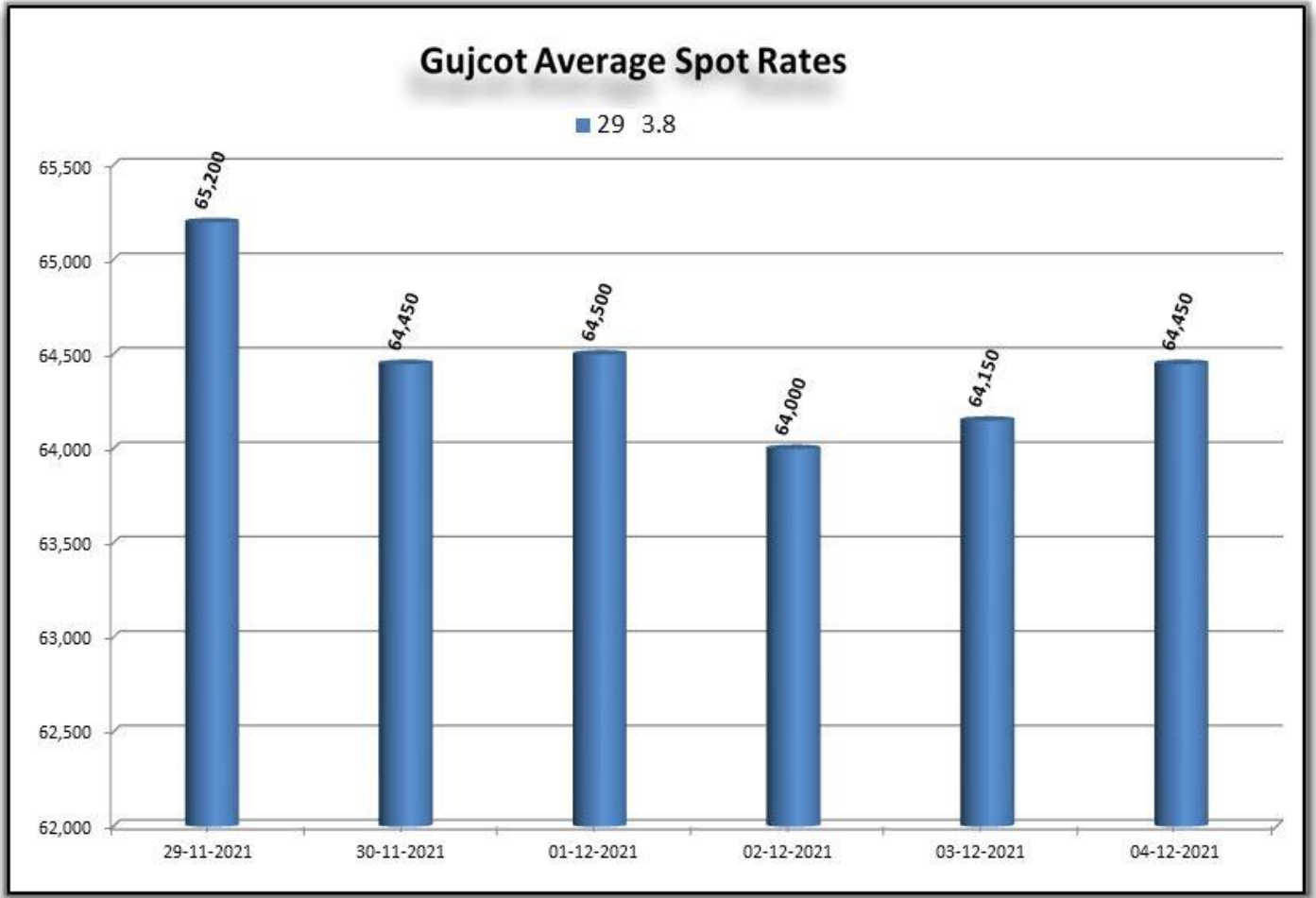
Rate Of Last Week

Date	29 3.8	V-797	MCX Spot Rate	USD-INR Exchange
29-11-2021	65,200	36,900	31,620	75.09
30-11-2021	64,450	36,200	31,420	75.16
01-12-2021	64,500	36,150	31,270	74.91
02-12-2021	64,000	35,950	31,020	74.99
03-12-2021	64,150	36,100	31,010	75.16
04-12-2021	64,450	36,100	31,010	75.16



GUJCOT TRADE ASSOCIATION

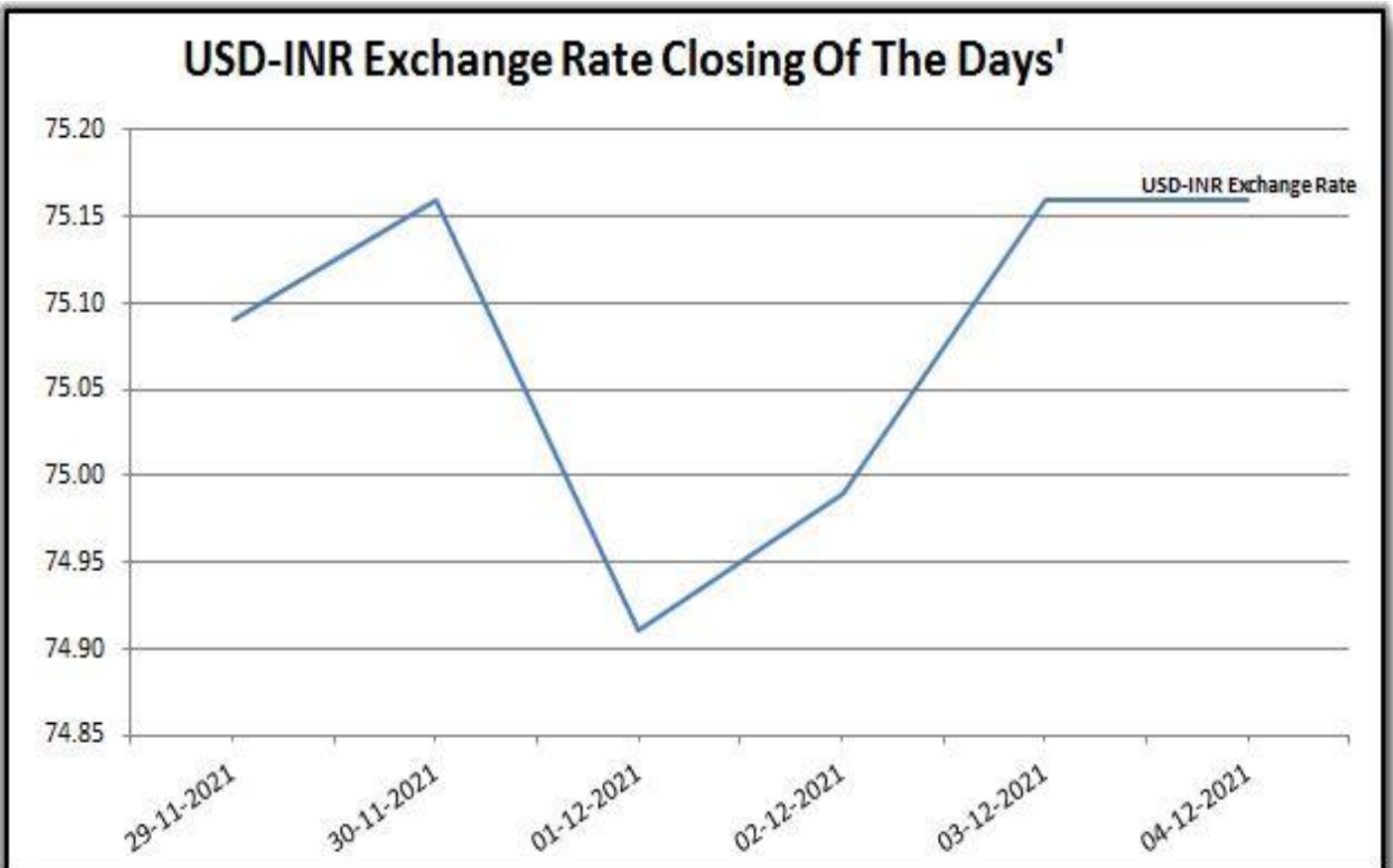
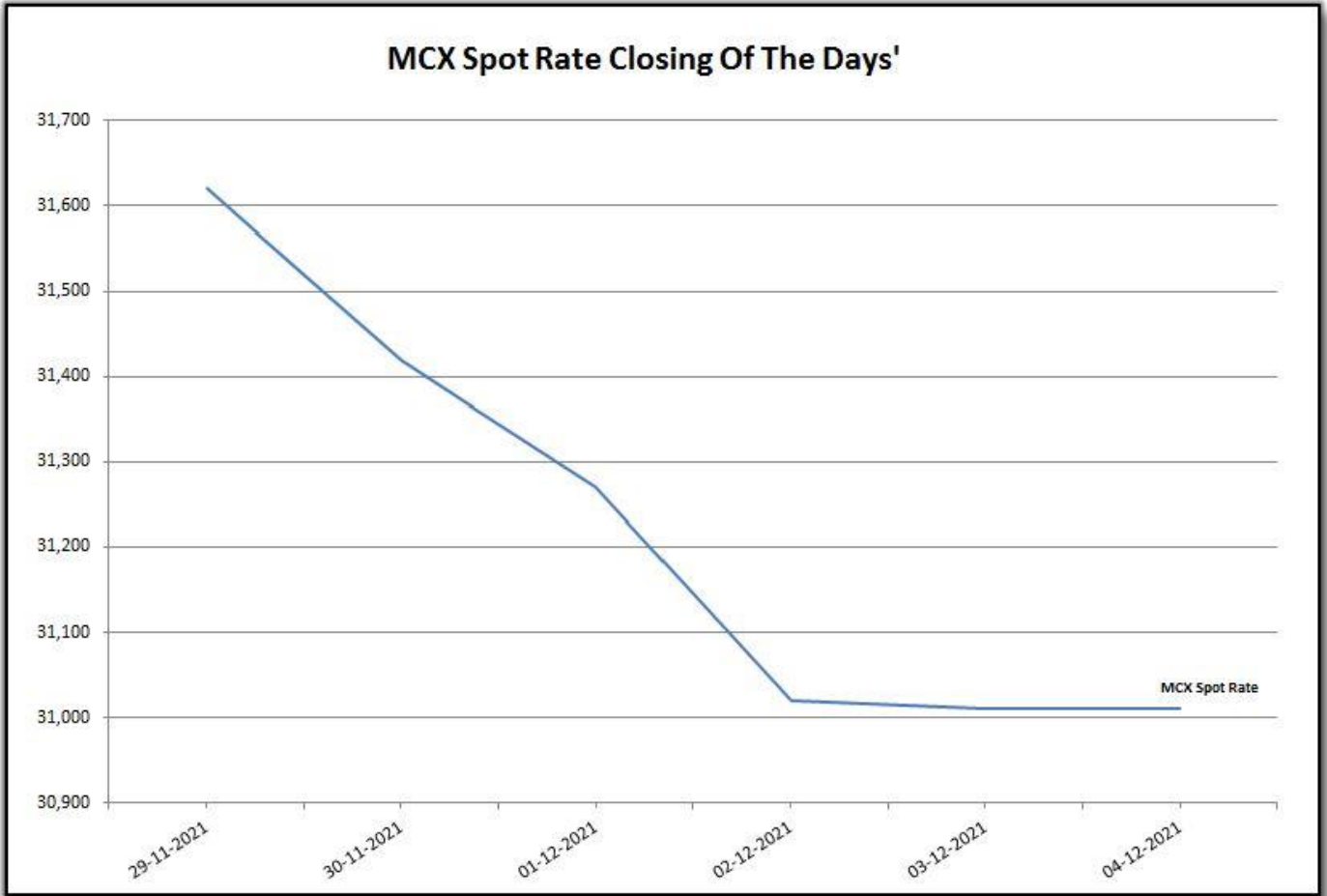
WEEKLY REPORT 04-Dec-2021





GUJCOT TRADE ASSOCIATION

WEEKLY REPORT 04-Dec-2021

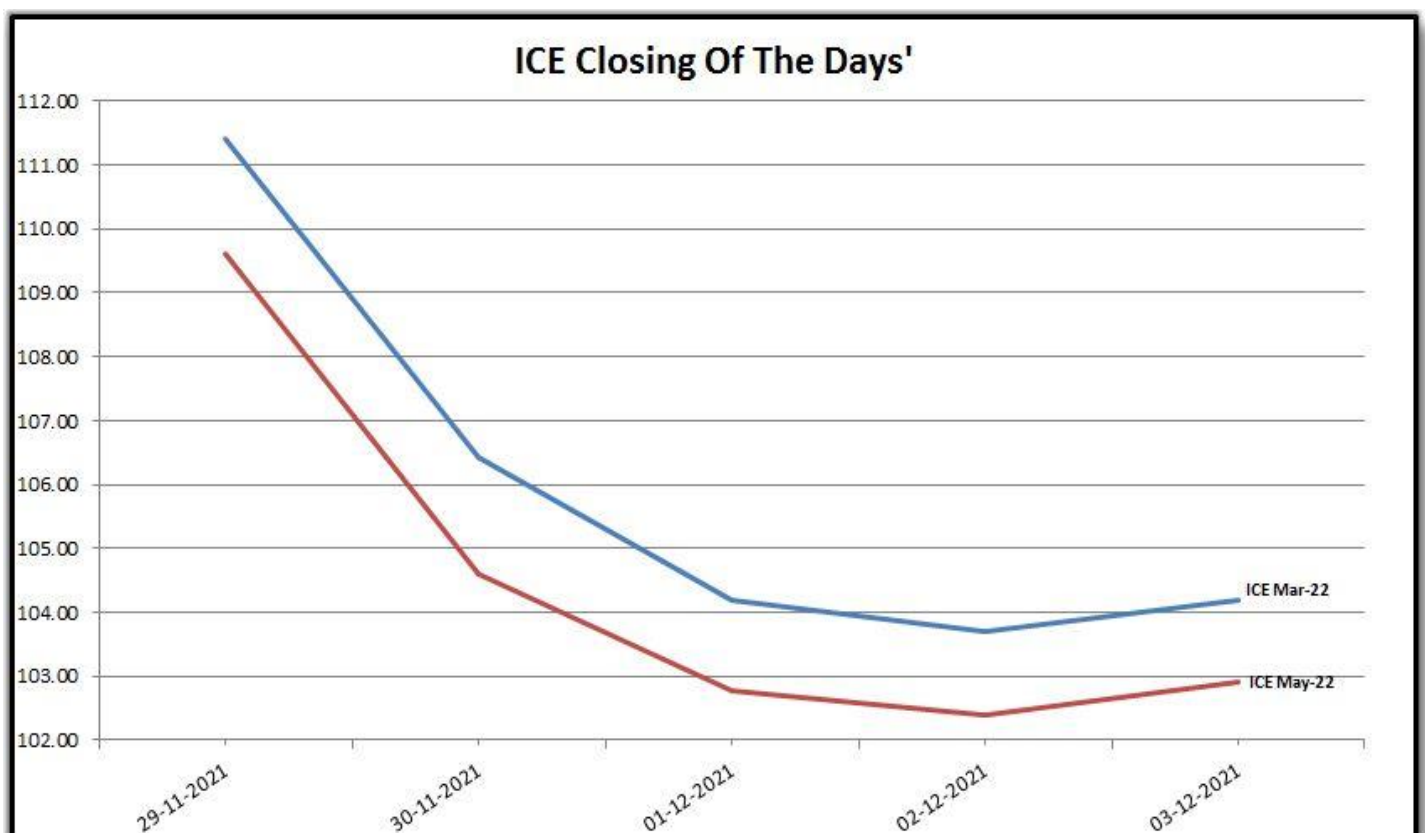
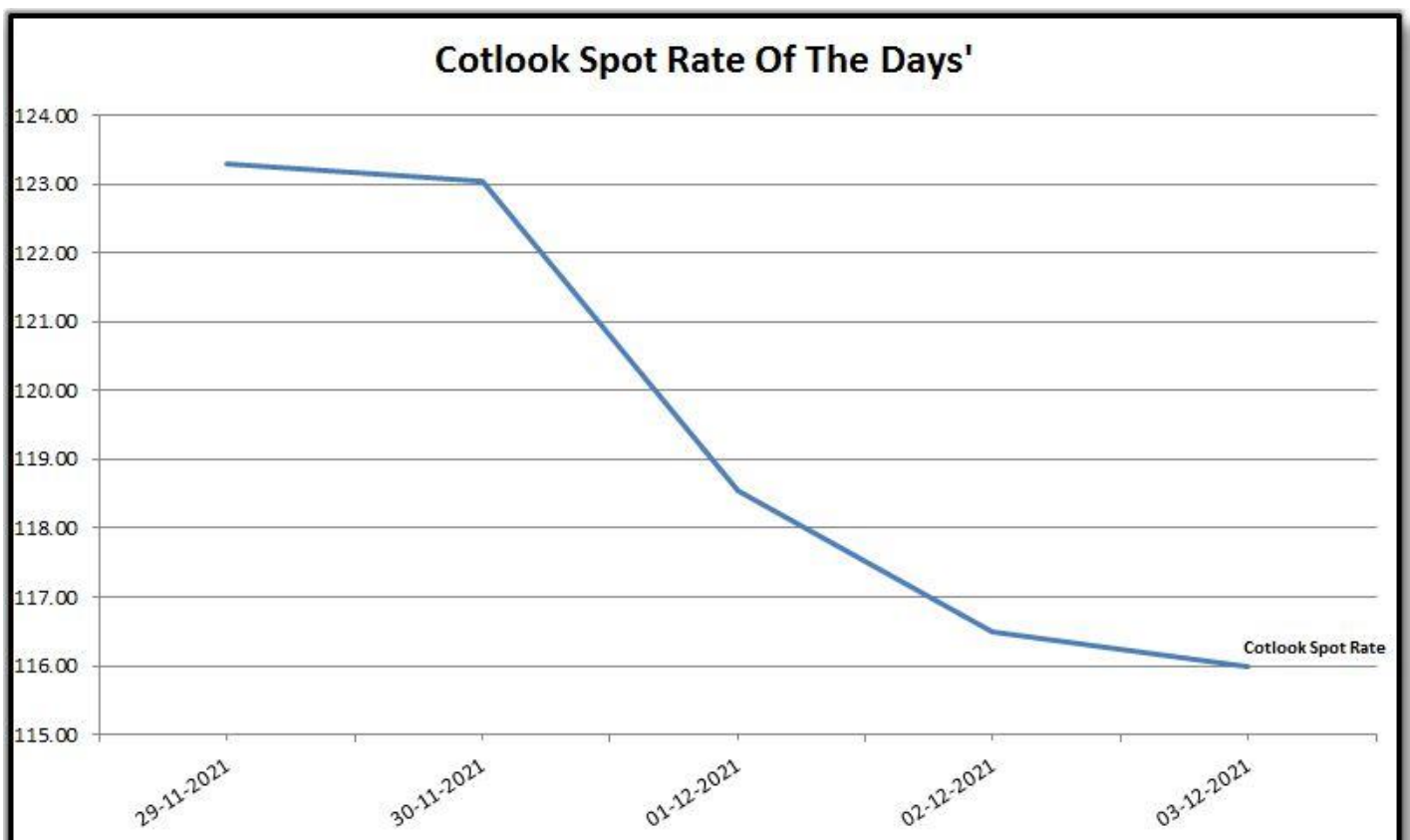




GUJCOT TRADE ASSOCIATION

WEEKLY REPORT 04-Dec-2021

Foreign Indices			
Date	Cotlook	ICE	
	Spot Rate	Mar-22	May-22
29-11-2021	123.30	111.41	109.61
30-11-2021	123.05	106.41	104.61
01-12-2021	118.55	104.19	102.77
02-12-2021	116.50	103.70	102.40
03-12-2021	116.00	104.20	102.91





GUJCOT TRADE ASSOCIATION

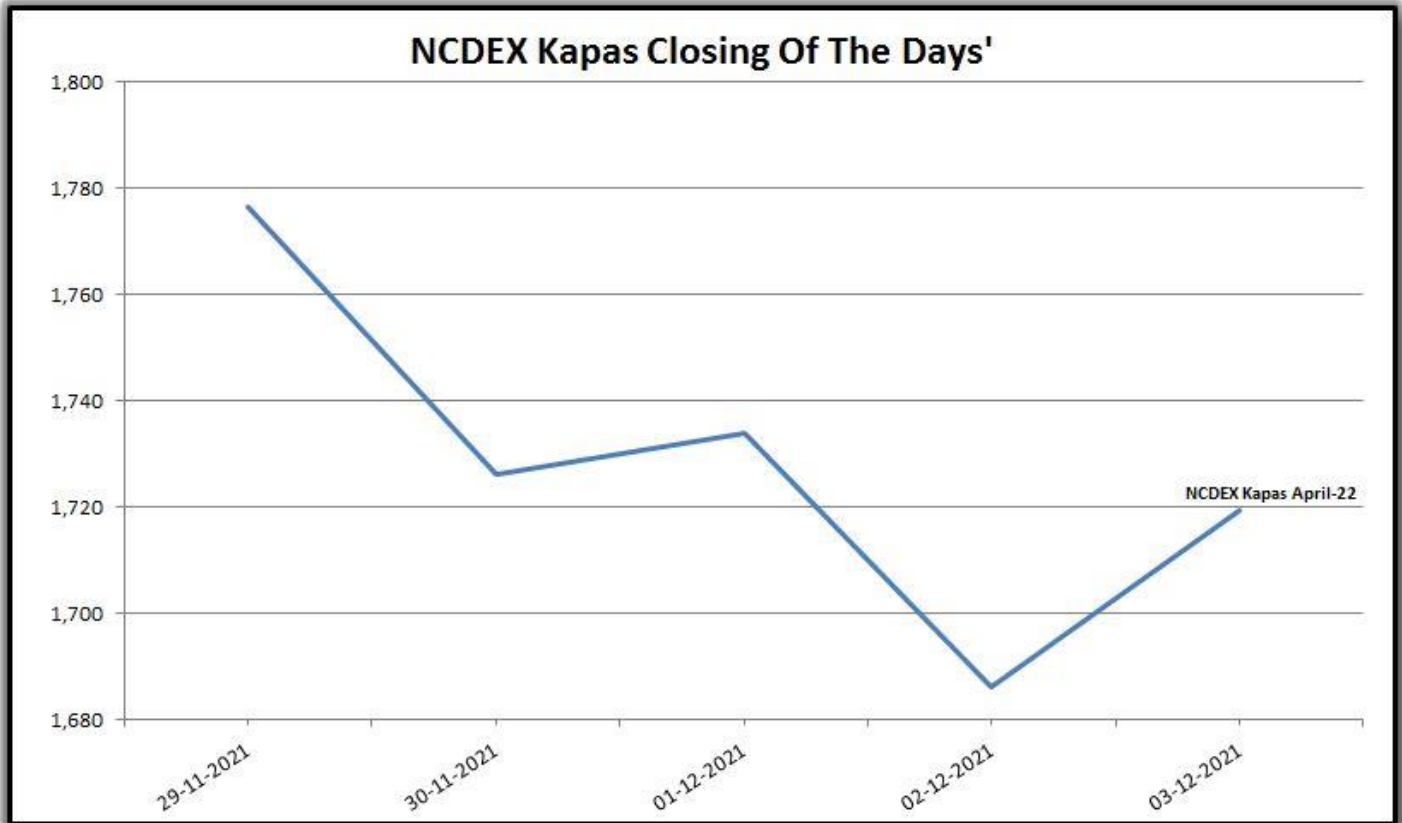
WEEKLY REPORT

04-Dec-2021

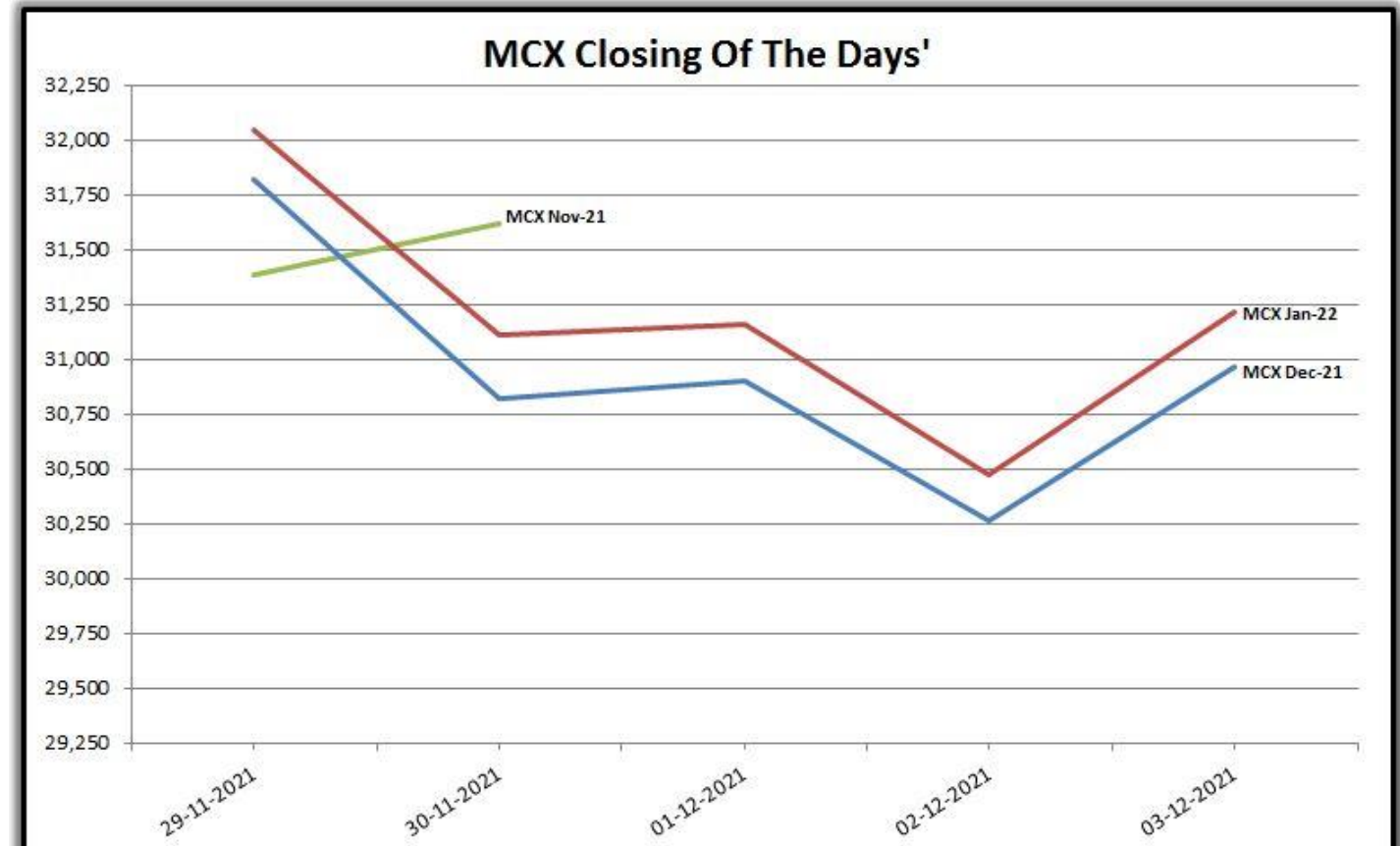
Indian Indices

Date	NCDEX Kapas	MCX		
	April	Nov-21	Dec-21	Jan-22
29-11-2021	1776.50	31,390	31,820	32,050
30-11-2021	1726.00	31,620	30,820	31,110
01-12-2021	1734.00		30,900	31,160
02-12-2021	1686.00		30,270	30,480
03-12-2021	1719.50		30,970	31,220

NCDEX Kapas Closing Of The Days'



MCX Closing Of The Days'





GUJCOT TRADE ASSOCIATION

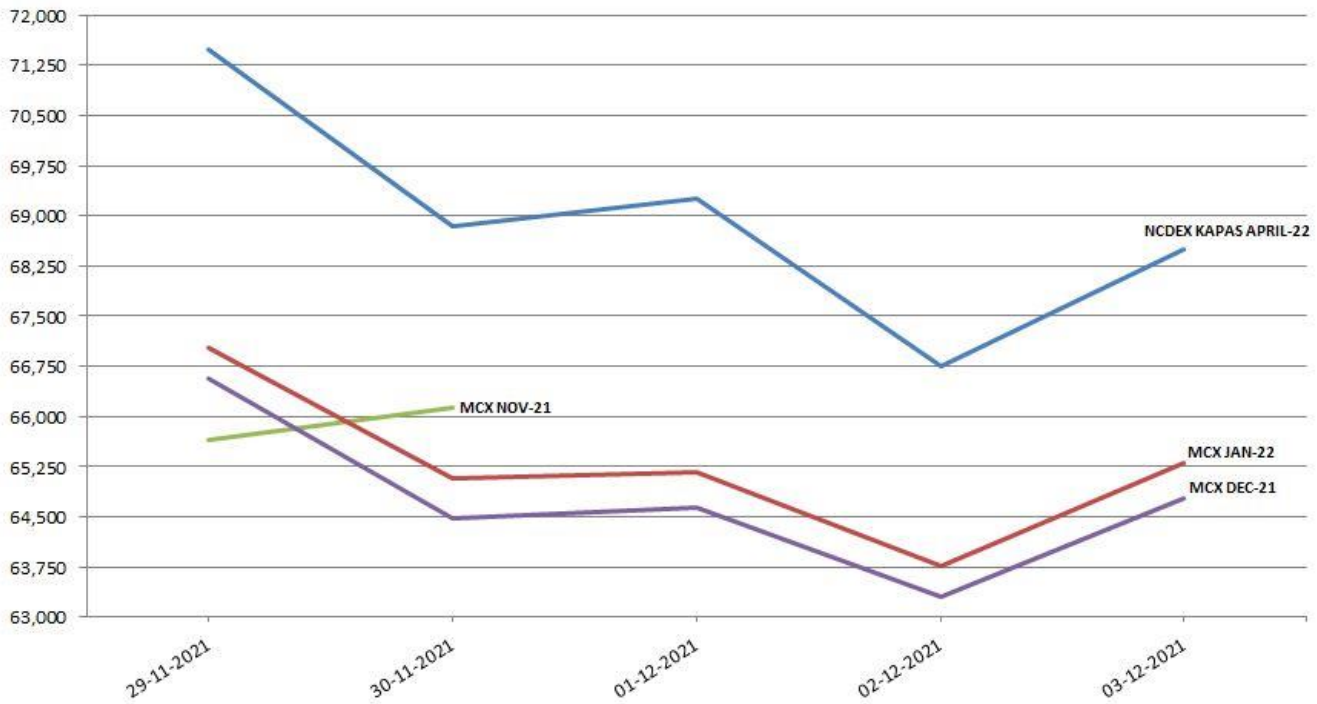
WEEKLY REPORT 04-Dec-2021

Indian Indices in Candy Rate

Date	NCDEX Kapas	MCX		
	April	Aug-21	Oct-21	Nov-21
29-11-2021	71,486	65,658	66,558	67,039
30-11-2021	68,845	66,140	64,466	65,073
01-12-2021	69,264	0	64,634	65,177
02-12-2021	66,753	0	63,316	63,755
03-12-2021	68,505	0	64,780	65,303

Remark :- For NCDEX Kapas we have taken seed rate 700/20 Kg to convert in Candy.

Comparison of Indian Indices

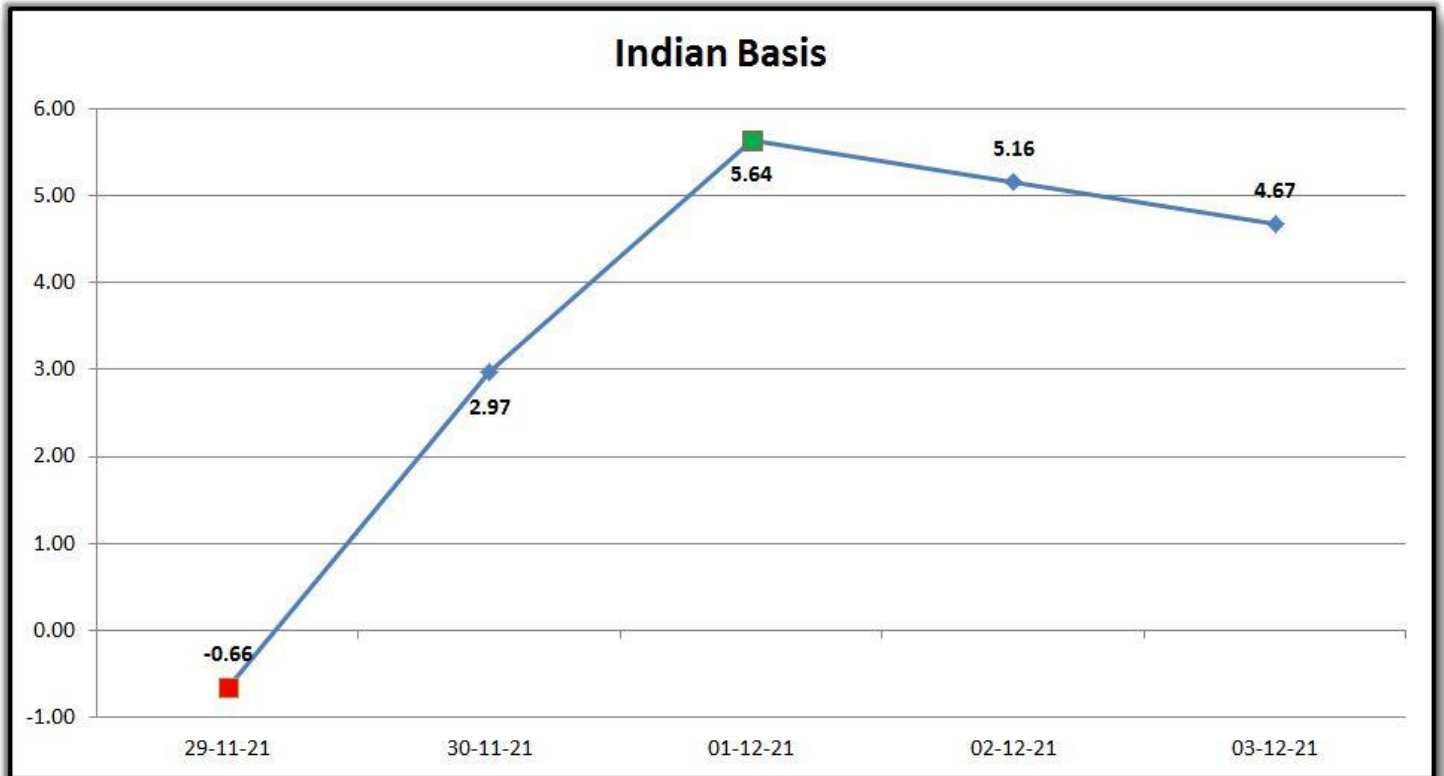




GUJCOT TRADE ASSOCIATION

WEEKLY REPORT 04-Dec-2021

Indian Basis					
DATE	29 MM	USD-INR	CENTS/LB	ICE MAR	BASIS
29-11-21	65,200	75.09	110.75	111.41	-0.66
30-11-21	64,450	75.16	109.38	106.41	2.97
01-12-21	64,500	74.91	109.83	104.19	5.64
02-12-21	64,000	74.99	108.86	103.70	5.16
03-12-21	64,150	75.16	108.87	104.20	4.67





GUJCOT TRADE ASSOCIATION

WEEKLY REPORT

04-Dec-2021

IN THE WEEK AHEAD

- Friday at 2:30 p.m. Central – Commitments of Traders
- Monday at 3:00 p.m. Central – Crop Progress and Condition
- Thursday at 7:30 a.m. Central – Export Sales Report
- Thursday at 11:00 a.m. Central – WASDE
- Thursday at 11:00 a.m. Central – Crop Production
- Thursday at 2:30 p.m. Central – Cotton-On-Call

One stop solution for all cotton related reports and information.

Visit <https://www.gujcot.com>. It's updated every day in real time.

You can view

- Gujarat Daily Spot Rate at 5:30 pm and Historical Data
- Gujarat Latest Pressing Report and Historical Data
- Daily Weather Report
- Cotton Advisory Board Balance sheet and Area, Production, Yield reports from cotton season 1991-1992 to 2017-2018 estimate available from Menu->Reports
- All Historical Gujcot Weekly Reports Menu->Reports
- All India Cotton Sowing data
- Gujarat Cotton Sowing District wise Report
- US Export Sales Report
- US Crop Progress Report
- China Cotton Auction Update
- International Cotton Indices and Spot Rates.
- USDA WASDE Report
- ICE Cotton On Call Report
- And All other National & International reports and upcoming events

Report Sponsors:

Click on Sponsor's Logo to visit Sponsor's Website



Report prepared by

Milan Rajpara

Manager

Gujcot Trade Association